

70.00 mm

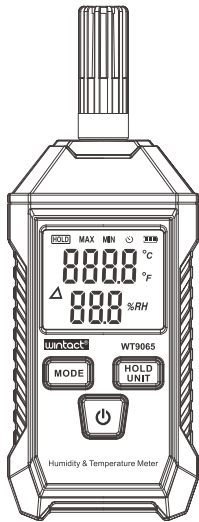
210.00 mm

143.00 mm

wintact®

MODEL: WT9065

## Humidity & Temperature Meter Instruction manual



Version: WT9065-EN-00  
Standard:Q/HTY 018-2018

-1-

### A. Introduction

The Humidity & Temperature Meter designed with fashion, small and portable appearance. With safe and reliable performance stability, a low power consumption and high precision, etc.

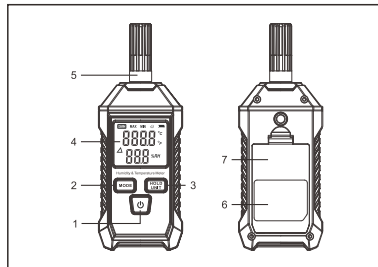
The Humidity & Temperature Meter is applicable for measurement of manufacturing, laboratory, logistics, food and hygiene, air-conditioning engineering and environment protection.

### B. Function

1. Data Hold
2. Maximum/Minimum/Difference value
3. Manual/auto shutoff
4. LCD backlight
5. Power outage memory function
6. Temperature unit selection

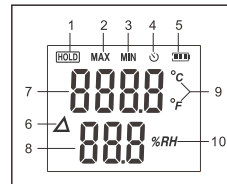
### C. Name of parts

1. Power / LCD Backlight button
2. Mode selection button
3. Data hold / Unit button
4. LCD display
5. Humidity and temperature sensor
6. Back sticker
7. Battery door



### D. LCD display

1. Data hold mode
2. Maximum mode
3. Minimum mode
4. Automatic shutdown
5. Battery volume
6. Difference mode
7. Temperature value
8. Humidity value
9. Temperature unit
10. Humidity unit



-2-

### E. Operating Instructions

#### 1. Power on/off

- (1) Power on: When shutting down, short press the power button to turn on the device.
- (2) Shutdown: After turning on, long press the power button for about 2 seconds to shut down;
- (3) Automatic shutdown: After short pressing the power button to turn on, there is no button operation, and it will automatically shut down after about 10 minutes;
- (4) Cancel automatic shutdown: After turning on, long press the "MODE" button until the LCD displays [ ∅ ] to activate the automatic shutdown. Long press the "MODE" button again to cancel the automatic shutdown.

#### 2. LCD backlight

After turning on, short press power button, LCD backlight is on, short press power button again, LCD backlight is off.

#### 3. Difference/Maximum/Minimum value

After turning on, short press "MODE" button to switch modes successively: Difference[ Δ ] - maximum [MAX] - minimum [MIN] - Exit

Note: The difference is the absolute value of the temperature and humidity value before short pressing the button minus the immediate temperature and humidity value.

#### 4. Data hold

After turning on, short press "HOLD/UNIT" button to lock the reading and press "HOLD/UNIT" button again to release the reading.

#### 5. Temperature unit selection

After turning on, long press the "HOLD/UNIT" button to switch units: °C, °F.

### F. Technical Parameters

	Temperature	Humidity
Range	-10~50°C (14~122°F)	5~98%RH
Resolution	0.1°C (0.1°F)	0.1%RH
Precision	±1°C	±4%RH
Battery	3*1.5VAAA battery	
Size	144*54*32mm	
Weight	106.1g (Battery included)	

#### Specific Declarations:

Our company shall hold no any responsibility resulting from using output from this product as an direct or indirect evidence. We reserves the right to modify product design and specification without notice.



-3-

71689065021

WT9065 WINTACT 英文说明书

材质: 105G双铜

规格: 210\*143mm

公差: ±1.0mm

印刷处理: 单面单色印刷 骑钉

APPROVALS	NAME	DATE	SHENZHEN WINTACT ELECTRONICS CO.,LTD.		
DRAWN BY	QTT	2024-04-20	WT9065 WINTACT 英文说明书		
CHECKED BY			SIZE A4	71689065021	VER.A0
APPR. BY			SCALE 1:1	PART Number:X-XXX-XXX-XX	SHEET1 OF1
CUSTOMTER					

3.			
2.			
1.			
次号	更改内容	日期	
	更改记录		