

143.00 mm

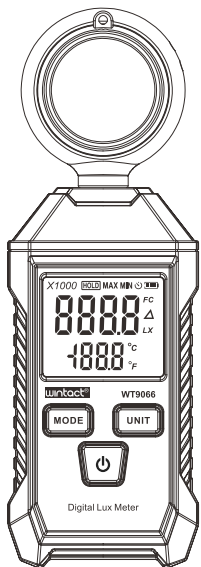
70.00 mm

210.00 mm

wintact®

MODEL: WT9066

Digital Lux Meter
Instruction manual



Version: WT9066-EN-00

-1-

A. Introduction

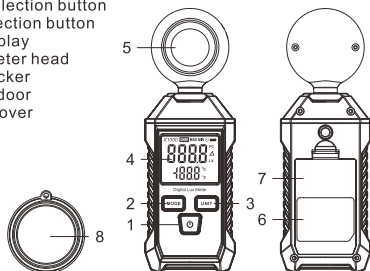
The digital lux meter is a professional instrument for measuring illumination and brightness, which can be used in light intensity measurement engineering, quality control, illness prevention and treatment and measurement of light intensity in all kinds of environments such as factories, schools, offices, transportation routes, families, etc.

B. Features

1. Measure current illumination and temperature.
2. Measure maximum/minimum/difference value, data hold
3. Switch between illumination and temperature unit.
4. The measurement range is 0~200,000 lux, auto switch of measurement gear.
5. Setting of automatic power off
6. LCD backlight

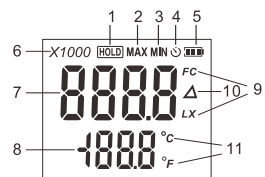
C. Name of parts

1. Power / LCD Backlight button
2. Mode selection button
3. Unit selection button
4. LCD display
5. Photometer head
6. Back sticker
7. Battery door
8. Shade cover



D. LCD display

1. Data hold
2. Maximum value
3. Minimum value
4. Automatic shutdown
5. Battery volume
6. Multiply indicator
7. Illumination value
8. Temperature value
9. Illumination unit
10. Difference value of illumination
11. Temperature unit



-2-

E. Operating Instructions

1. Power on/off
 - (1) Power on: When shutting down, short press the power button to turn on.
 - (2) Shutdown: After turning on, long press the power button to shut down;
 - (3) Automatic shutdown: After short pressing the power button to turn on, there is no button operation, and it will automatically shut down after about 10 minutes; Long press the "MODE" button to activate the automatic shutdown function, and long press the "MODE" button again to cancel the automatic shutdown. It has a power-off memory function.
2. LCD backlight

After turning on, short press power button, LCD backlight is on, short press power button again, LCD backlight is off.
3. Data hold/Difference/Maximum/Minimum value

After turning on, short press "MODE" button to switch modes successively: Data hold[HOLD]-Difference[Δ]-maximum[MAX]-minimum[MIN]-Exit

Note: The difference is the absolute value of the Illumination value before short pressing the button minus the immediate Illumination value.
4. Unit selection

After turning on, long press the "UNIT" button to switch temperature units: °C, °F; short press "UNIT" button to switch Illumination units: Lx, Fc; It has a power-off memory function.

F. Technical Parameters

	Illuminance	Temperature
Probe	Photodiode + cosines corrector + correction filter	NTC thermistor
Range	1~200,000Lx	-10~50°C
Accuracy	<10,000Lux: 3%rdg >10,000Lux: 4%rdg	±2°C
Units	Lx;Fc	°C; °F
Battery	3* 1.5V AAA batteries	

*1Fc=10.764Lx; 1Lx=0.09290Fc

Specific Declarations:
Our company shall hold no any responsibility resulting from using output from this product as an direct or indirect evidence. We reserves the right to modify product design and specification without notice.



-3-

71689066021

WT9066 WINTACT 英文说明书

材质: 105G双铜

规格: 210*143mm

公差: ±1.0mm

印刷处理: 双面单色印刷

APPROVALS	NAME	DATE
DRAWN BY	QTT	2024-04-20
CHECKED BY		
APPR. BY		
CUSTOMTER		

SHENZHEN WINTACT ELECTRONICS CO.,LTD.

WT9066 WINTACT 英文说明书

SIZE A4	71689066021	VER.A0
SCALE 1:1	PART Number:X-XXX-XXX-XX	SHEET1 OF1

3.		
2.		
1.		
次号	更改内容	日期
	更改记录	